




Badger Meter

ORION® GALAXY Automated Meter Reading System

308 In-line Connector Assembly

To ensure that the Badger 308 In-line connector assembly is properly installed, the following installation steps have been created.

1. Remove the waterproof protective cover from the connector by squeezing the ribbed areas of the connector together and pulling the cover straight off of the assembly. The cover should be able to be removed from the connector using very little force.




If any of the following conditions are observed, do not continue with the installation of the connector assembly.

- The seal is either damaged or missing
- The cable is cut or nicked causing a potential tamper


Note: The waterproof connector should be installed on the connectors whenever it is not fully assembled to protect the connector from moisture and debris.

2. To prevent the connectors from being installed incorrectly, each connector has been keyed so that the two halves can only go together when lined up correctly. Line up the male and female halves of the connector and gently push them together. While pushing the connector assemblies together, the operator should hear two clicks, indicating that the connectors are fully seated.




Badger® is a registered trademark of Badger Meter, Inc.

3. Position the anti-tamper collar over the connector and close it. The two tabs snap in place when the anti-tamper collar is fully engaged.



To disassemble a Badger in-line connector assembly, the following steps have been provided.

1. Using a flat blade screw driver, pry open the anti-tamper collar. Discard the anti-tamper collar. It can only be used one time.



2. Squeeze the connector on the two ribbed sides and pull apart. The connector assembly disengages with minimal force.

ORION is a registered trademark of Badger Meter, Inc.

Other trademarks appearing in this document are the property of their respective entities.

© 2012 Badger Meter, Inc. All rights reserved.



Due to continuous research, product improvements and enhancements, Badger Meter reserves the right to change product or system specifications without notice, except to the extent an outstanding contractual obligation exists.

Badger Meter | P.O. Box 245036, Milwaukee, Wisconsin 53224-9536
800-876-3837 | infocentral@badgermeter.com | www.badgermeter.com