

Please read through instructions prior to starting.

After upgrading the Badger ORION Mobile Reading System with version 1.9 software, the user must contact the Badger Meter technical support group at 1-800-456-5023 prior to operating the system. The first time the Badger ORION Mobile Reading System is operated, the user must enter a password that will be provided by the Badger Meter technical support group.

**TO UPGRADE A BADGER ORION LAPTOP
Installing Windows 2000 Service Pack 4**

NOTE: If you are running Windows® 2000, check the Service Pack level of your computer. Right-click on the “My Computer” icon on the screen and choose “Properties”. You will see the following screen:



You may be required to install a Microsoft® Service Pack before installation can begin.

If you are at Service Pack 4 or later, you may continue the Installation Instructions at step 1.

If you are at Service Pack 3 or earlier, you must upgrade to Service Pack 4, which can be downloaded from <http://www.microsoft.com/windows2000/downloads/servicepacks/sp4/>

After Service Pack 4 (or later) is installed, continue on with “Uninstalling Software.”


UNINSTALL THE PREVIOUS VERSION

- Click on Start, Settings and Control Panel
- On the Control Panel screen, double click on Add / Remove Programs
- Click once on Orion Programmer and click Remove
 - o Click on Next
 - o Click on Finish
- Click once on the Orion Laptop Software and click Remove
 - o Click on Next
 - o Click on Yes To All
 - o Click on Finish

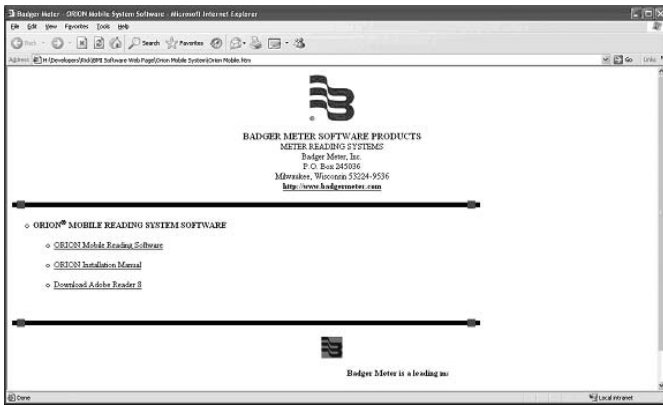
- Click once on the ESRI Map Objects
 - o Click on Next
 - o Click on Finish
 - o Click on Yes To All
- Close the Control Panel
- Open Windows Explorer and delete the following folder:
C:\Program Files\ORION Reading Software
- Click on Start, Shut Down and choose Restart

INSTALLING BADGER ORION MOBILE READING AND PROGRAMMING / QUICK READ SOFTWARE

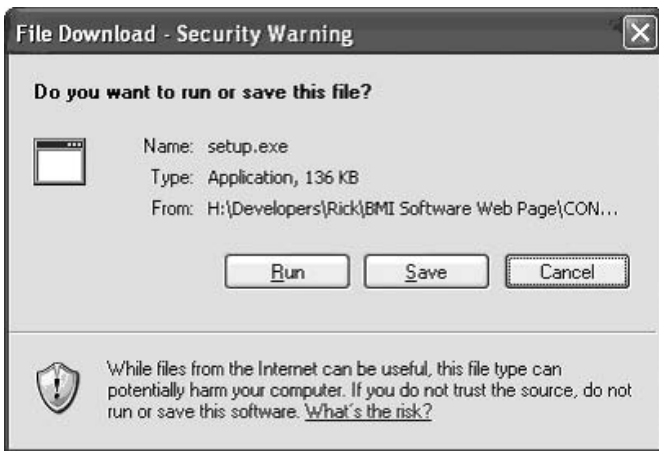
- Prior to installing the Badger ORION Mobile Reading System or Badger ORION Programming / Quick Read Software, save and close all other software programs on the computer and remove all previous versions of Badger ORION Mobile Reading and Badger ORION Programming / Quick Read Software. If previous versions of software need to be removed, follow the steps in the UNINSTALL THE PREVIOUS VERSION section prior to proceeding with installation of upgraded Badger ORION Software.
- Insert the USB memory stick provided by Badger Meter into your Badger ORION Mobile Laptop Computer’s USB port.
- Once inserted, the Badger Meter Software Installation Menu will be displayed to guide you through the software upgrade for your Badger ORION Mobile Laptop Computer. If this does not occur, open Windows Explorer by right clicking on the start button in the lower left hand corner of the screen to view the files in the USB drive. Double click on the file index.HTA.



- From the Badger Meter Software Installation Menu, click on the ORION Mobile Reading System Software Link.



- A File Download Security Warning window will appear, click on the RUN button to continue.



- An Internet Explorer – Security Warning window will appear, click on the RUN button to continue. This will launch the ORION Mobile Installer, version 1.0.5.

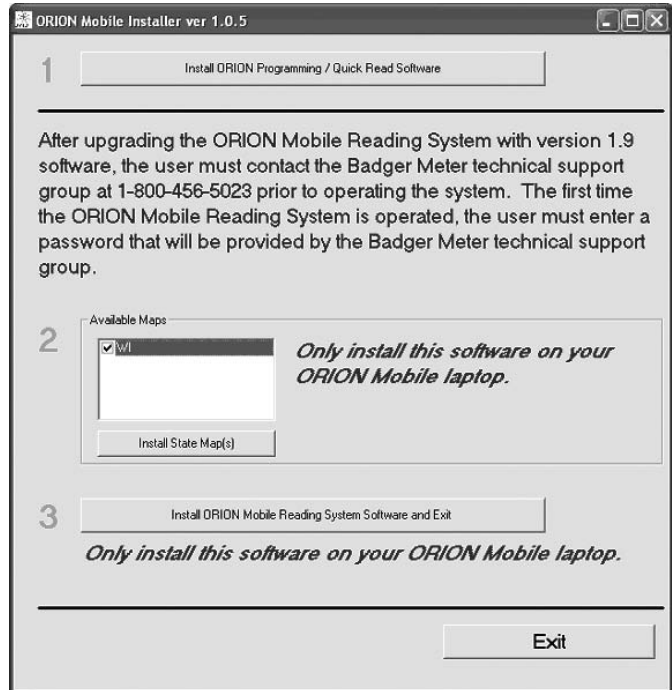


- Click the Install ORION Programming / Quick Read Software button to load this upgraded software. Note that your computer may be automatically shut down (reboot) during the software installation.

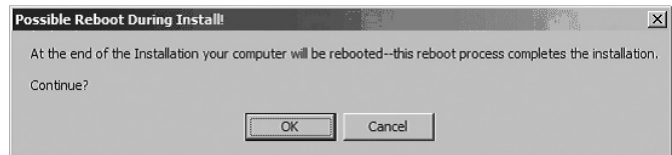
- Press 'OK' button to continue.



- Click the ORION Mobile Reading System Software and Exit button to load updated reading software and map files. Note that your computer may automatically shut down (reboot) during the software installation.



- Press 'OK' button to continue.



- After your laptop computer restarts, launch the Badger ORION Mobile Reading Software. When the program starts, the user will be asked to enter a password to run the software. Contact the Badger Meter technical support group at 1-800-456-5023 to obtain the password. The password will not need to be entered again as long as the software is operated on your current Badger® ORION® Mobile Reading System Laptop Computer.

Badger® and ORION® are registered trademarks of Badger Meter, Inc. Microsoft® and Windows® are registered trademarks of Microsoft Corporation.



Please see our website at
www.badgermeter.com
 for specific contacts.



BadgerMeter, Inc.

P.O. Box 245036, Milwaukee, WI 53224-9536
 (800) 876-3837 / Fax: (888) 371-5982

www.badgermeter.com